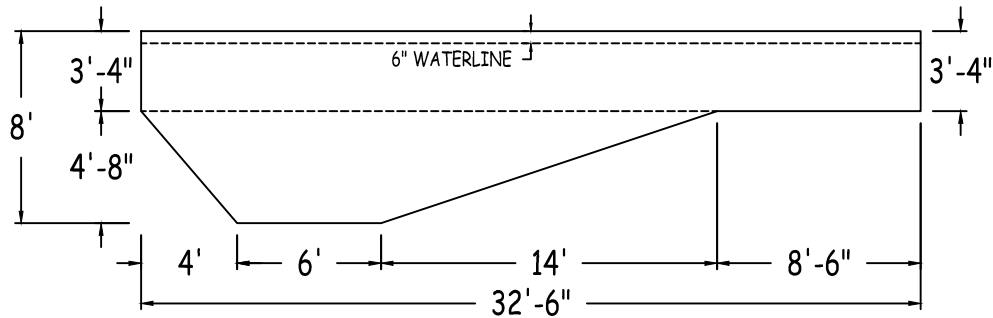
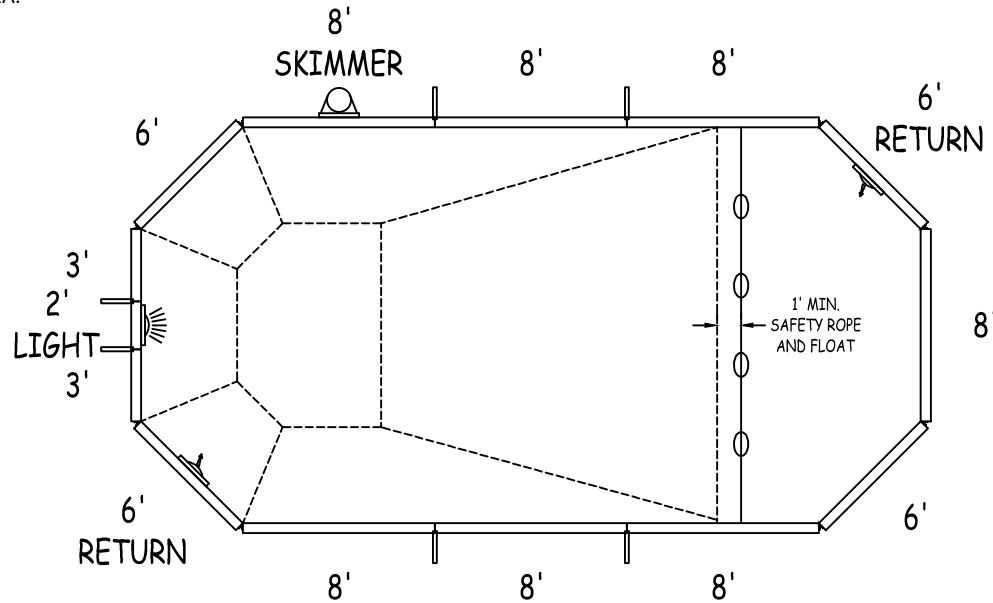
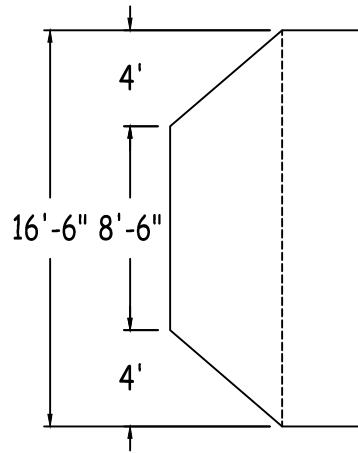


IN ACCORDANCE WITH ANSI/APSP/ICC-5 2011, THE INSTALLER IS RESPONSIBLE FOR PLACING ONE SKIMMER FOR EVERY 800 SQUARE FEET OF SURFACE AREA AND ONE RETURN FOR EVERY 300 SQUARE FEET OF SURFACE AREA.



CERT# ESR-2782

**UNIVERSAL STEEL**

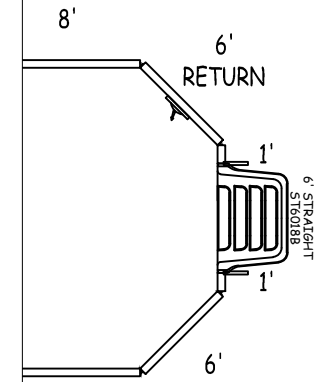
**GRECIAN 16-6 X 32-6**

42" STEEL PANELS	PERIMETER:	88'1"	VOLUME (US Gal):	16400
DWG#:	SURFACE (ft²):	500	VOLUME (Liters):	62100
USSE00S1632-13L	LINER (ft²):	536	DATE:	1/1/2013
KIT#:	COVER (ft²):	638	DSR:	76
SE00S1632	SCALE:	1/8" = 1'-0"		

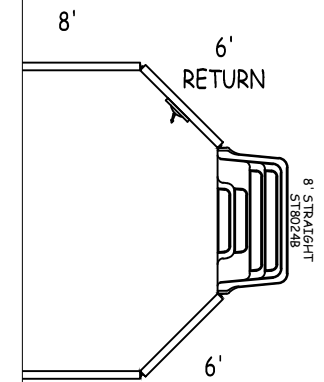


DIVING/SLIDING EQUIPMENT SHALL BE DESIGNED FOR SWIMMING POOLS AND SHALL BE INSTALLED IN ACCORDANCE WITH THE DIVING/SLIDING EQUIPMENT MANUFACTURER'S SPECIFICATIONS. PLEASE CONTACT THE DIVING/SLIDING EQUIPMENT MANUFACTURER FOR THEIR SPECIFICATIONS.

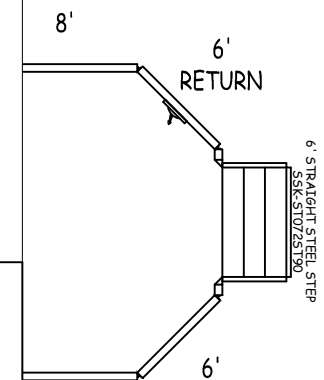
MEETS DEPTH AND SHAPE MINIMUM STANDARD ANSI/APSP/ICC-5 2011



Step Option 1



Step Option 2



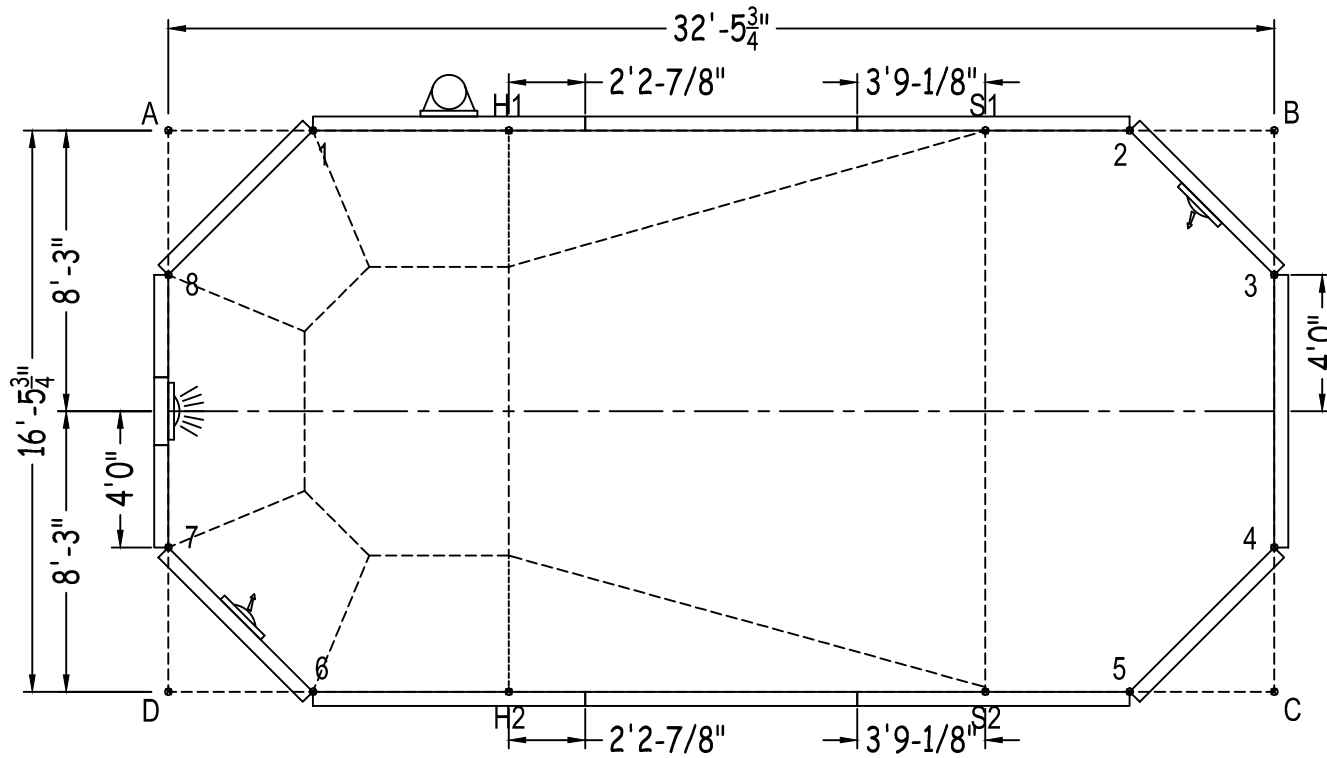
Step Option 3

**GRECIAN**

Diagonals		3 To 5	12'-11 1/2"
1 To 2	24'0"	3 To 6	30'-9 1/2"
1 To 3	28'-6 3/4"	3 To 7	33'-5 1/2"
1 To 4	30'-9 1/2"	3 To 8	32'-5 3/4"
1 To 5	29'-1 1/2"	4 To 5	6'0"
1 To 6	16'-5 3/4"	4 To 6	28'-6 3/4"
1 To 7	12'-11 1/2"	4 To 7	32'-5 3/4"
1 To 8	6'0"	4 To 8	33'-5 1/2"
2 To 3	6'0"	5 To 6	24'0"
2 To 4	12'-11 1/2"	5 To 7	28'-6 3/4"
2 To 5	16'-5 3/4"	5 To 8	30'-9 1/2"
2 To 6	29'-1 1/2"	6 To 7	6'0"
2 To 7	30'-9 1/2"	6 To 8	12'-11 1/2"
2 To 8	28'-6 3/4"	7 To 8	8'0"
3 To 4	8'0"		

		Base	Option 1	Option 2	Option 3
Part number	Description	QTY	QTY	QTY	QTY
ST0960002X	8'	6	5	5	5
ST0960002*	8' SKIMMER	1	1	1	1
ST0720001X	6'	2	2	2	2
ST0720001*	6' RETURN	2	2	2	2
ST0360000X	3'	2	2	2	2
ST0240000*	2' LIGHT	1	1	1	1
ST0120000X	1'	-	2	-	-
SSC-TRST1207	12" Straight Transition	-	-	-	2
Brace**	Brace	6	8	6	6
IPC-AB45	CONNECTOR CNR ANGLE 45D 42"	8	8	6	8
IPC-STKPK25	REBAR STAKE 18" 25PC	1	1	1	1
IPC-HDWSTRT150	BOLT STR 3/8-16X1" C/W NUT 150PC	1	1	1	1
IPC-HDW-PK45	BOLT 45DEG 3/8-16X1-1/2" 72PC	1	1	1	1
IPC-AB45-STP	CONNECTOR CNR ANGLE STEP 45D 42"	-	-	2	-
ST6018B	THKSH T STEP STR 6'	-	1	-	-
ST8024B	THKSH T STEP STR SIT N STEP 8'	-	-	1	-
SSK-ST072ST90	STEEL STEP STR-90D 3 TRD 6'	-	-	-	1

\*\* RECOMMENDED BRACE: Generic (XXX-XXX)



	A	B	C	D
1	4'-3"	28'-3"	32'-8 1/2"	17'- 1/4"
2	28'-3"	4'-3"	17'- 1/4"	32'-8 1/2"
3	32'-9 1/4"	4'-3"	12'-3"	34'-8 1/2"
4	34'-8 1/2"	12'-3"	4'-3"	32'-9 1/4"
5	32'-8 1/2"	17'- 1/4"	4'-3"	28'-3"
6	17'- 1/4"	32'-8 1/2"	28'-3"	4'-3"
7	12'-3"	34'-8 1/2"	32'-9 1/4"	4'-3"
8	4'-3"	32'-9 1/4"	34'-8 1/2"	12'-3"
S2	29'-1 1/2"	18'-6 1/2"	8'-5 3/4"	24'0"
S1	24'0"	8'-5 3/4"	18'-6 1/2"	29'-1 1/2"
H2	19'-3 1/4"	27'-10 1/2"	22'-5 3/4"	10'0"
H1	10'0"	22'-5 3/4"	27'-10 1/2"	19'-3 1/4"
A	-	32'-5 3/4"	36'-5 1/4"	16'-5 3/4"

QTY	PART #	DESCRIPTION
4	ST096000-1	8'-0" STRAIGHT
4	ST072000-1	6'-0" STRAIGHT
4	ST048000-1	4'-0" STRAIGHT
8	CS1212135-1	1' X 1' X 135° CORNER
24	CLIP-1	COPING CLIP
1	COP-TSPK100	SCREW, TEK (100/BAG)
NOTE: SOME COPING PIECES MAY NEED TO BE TRIMMED TO LENGTH AS INDICATED		

