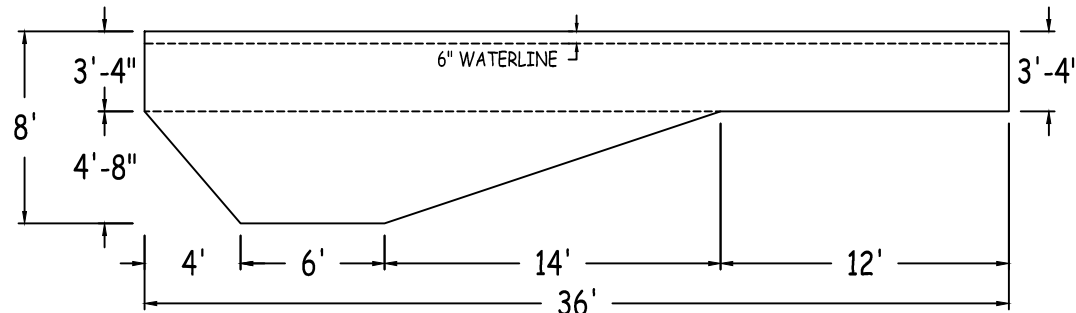
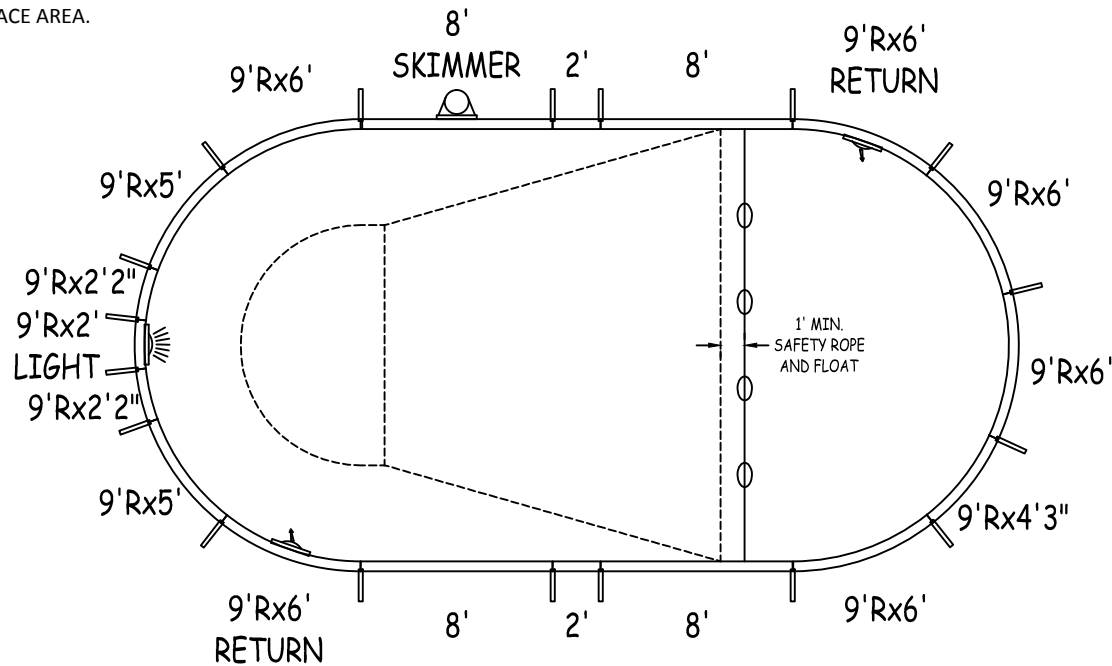
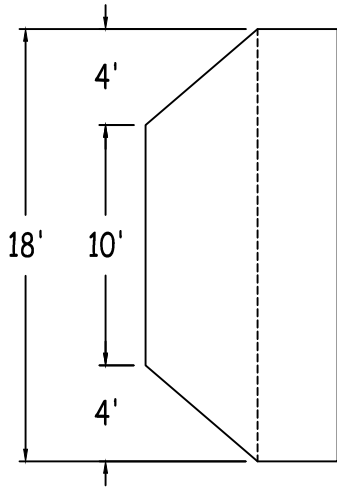


IN ACCORDANCE WITH ANSI/APSP/ICC-5 2011, THE INSTALLER IS RESPONSIBLE FOR PLACING ONE SKIMMER FOR EVERY 800 SQUARE FEET OF SURFACE AREA AND ONE RETURN FOR EVERY 300 SQUARE FEET OF SURFACE AREA.



CERT# ESR-2782

**UNIVERSAL STEEL**

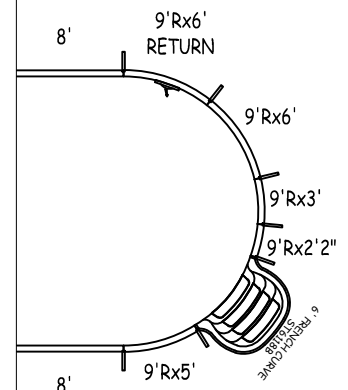
**OVAL 18-0 X 36-0**

42" STEEL PANELS	PERIMETER:	92'7"	VOLUME (US Gal):	19000
DWG#:	SURFACE (ft²):	578	VOLUME (Liters):	71900
USOV00S1836-13L	LINER (ft²):	648	DATE:	1/1/2013
KIT#:	COVER (ft²):	760	DSR:	76
OV00S1836	SCALE:	1/8" = 1'-0"		

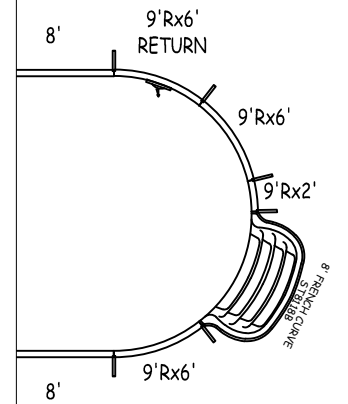


DIVING/SLIDING EQUIPMENT SHALL BE DESIGNED FOR SWIMMING POOLS AND SHALL BE INSTALLED IN ACCORDANCE WITH THE DIVING/SLIDING EQUIPMENT MANUFACTURER'S SPECIFICATIONS. PLEASE CONTACT THE DIVING/SLIDING EQUIPMENT MANUFACTURER FOR THEIR SPECIFICATIONS.

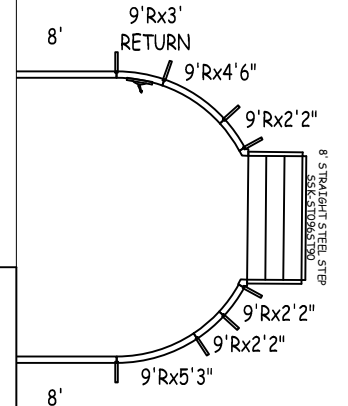
MEETS DEPTH AND SHAPE MINIMUM  
STANDARD ANSI/APSP/ICC-5 2011



Step Option 1

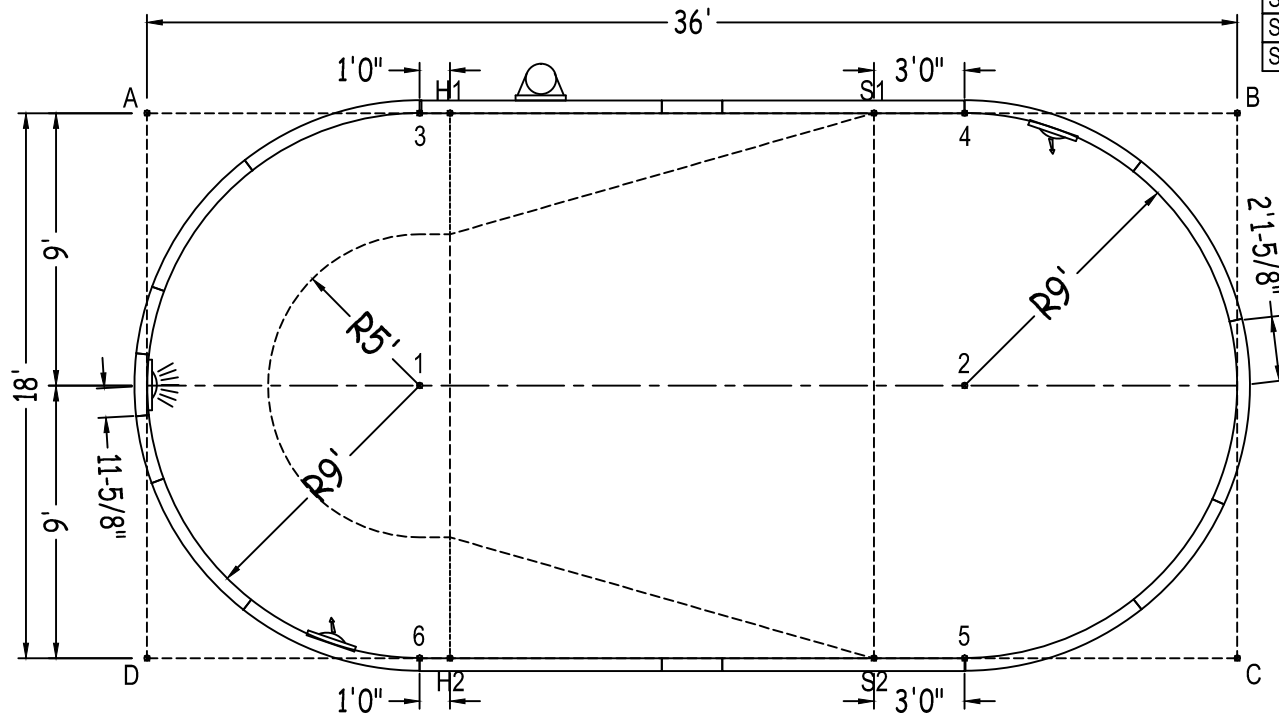


Step Option 2



Step Option 3

Center To Center	
1 To 2	18'0"
Diagonals	
3 To 4	18'0"
3 To 5	25'-5 1/2"
3 To 6	18'0"
4 To 5	18'0"
4 To 6	25'-5 1/2"
5 To 6	18'0"



Part number	Description	Base	Option 1	Option 2	Option 3
		QTY	QTY	QTY	QTY
ST0960002X	8'	3	3	3	3
ST0960002*	8' SKIMMER	1	1	1	1
ST0240000X	2'	2	2	2	2
RA0721081X	9'Rx6'	4	2	3	1
RA0721081*	9'Rx6' RETURN	2	2	2	1
RA0631081X	9'Rx5'3"	-	-	-	1
RA0601081X	9'Rx5'	2	3	2	2
RA0541081X	9'Rx4'6"	-	-	-	1
RA0511081X	9'Rx4'3"	1	-	-	-
RA0361080X	9'Rx3'	-	1	-	-
RA0361080*	9'Rx3' RETURN	-	-	-	1
RA0261080X	9'Rx2'2"	2	3	2	5
RA0241080*	9'Rx2' LIGHT	1	1	1	1
RA0241080X	9'Rx2'	-	-	1	-
SSC-TR096S108R	8' STEP IN 9' RAD	-	-	-	2
Brace**	Brace	18	19	18	20
IPC-STKPK25	REBAR STAKE 18" 25PC	2	2	2	2
IPC-HDWSTRT150	BOLT STR 3/8-16X1" C/W NUT 150PC	2	2	2	2
ST6118B	THKSHT STEP FRENCH CURVE 6'	-	1	-	-
ST8118B	THKSHT STEP FRENCH CURVE 8'	-	-	1	-
SSK-ST096ST90	STEEL STEP STR-90D 3 TRD 8'	-	-	-	1

\*\* RECOMMENDED BRACE: Generic (XXX-XXX)

	A	B	C	D
1	12'-8 3/4"	28'-5 1/2"	28'-5 1/2"	12'-8 3/4"
2	28'-5 1/2"	12'-8 3/4"	12'-8 3/4"	28'-5 1/2"
3	9'0"	27'0"	32'-5 1/2"	20'-1 1/2"
4	27'0"	9'0"	20'-1 1/2"	32'-5 1/2"
5	32'-5 1/2"	20'-1 1/2"	9'0"	27'0"
6	20'-1 1/2"	32'-5 1/2"	27'0"	9'0"
S2	30'0"	21'-7 1/2"	12'0"	24'0"
S1	24'0"	12'0"	21'-7 1/2"	30'0"
H2	20'-7"	31'-7 1/2"	26'0"	10'0"
H1	10'0"	26'0"	31'-7 1/2"	20'-7"
A	-	36'0"	40'-3"	18'0"

OVAl 18-0 X 36-0

DWG #: USOV00S1836-13L

DATE: 1/1/2013

SHEET: 2 OF 3

QTY	PART #	DESCRIPTION
4	ST096000-1	8'-0" STRAIGHT
2	ST024000-1	2'-0" STRAIGHT
6	RA096108-1	8'-0" X 9'-0" RADIUS
2	RA096108-1	4'-3" X 9'-0" RADIUS [8' TRIMMED]
18	CLIP-1	COPING CLIP
1	COP-TSPK100	SCREW, TEK (100/BAG)
NOTE: SOME COPING PIECES MAY NEED TO BE TRIMMED TO LENGTH AS INDICATED		

