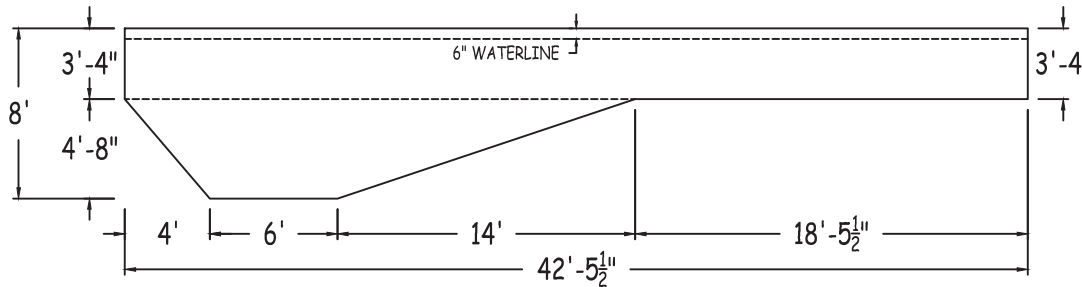
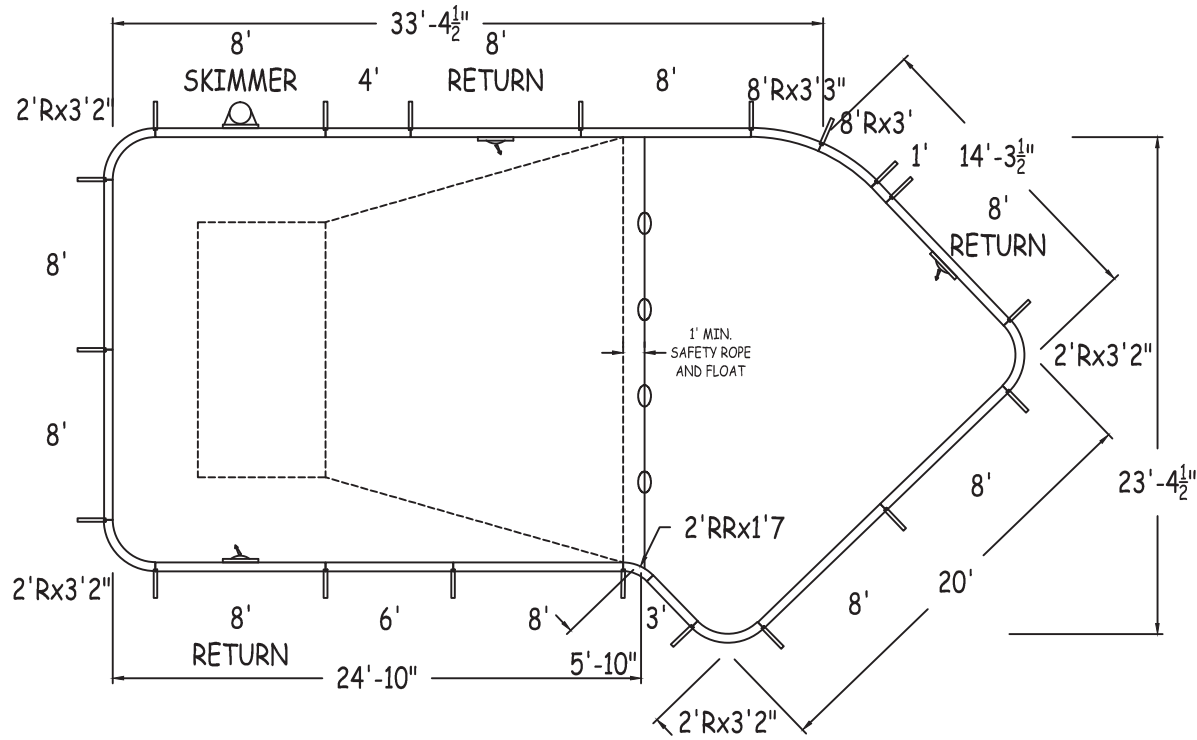
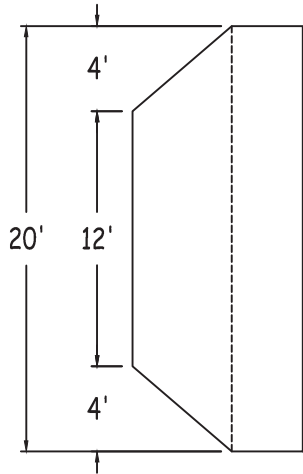


IN ACCORDANCE WITH ANSI/APSP/ICC-5 2011, THE INSTALLER IS RESPONSIBLE FOR PLACING ONE SKIMMER FOR EVERY 800 SQUARE FEET OF SURFACE AREA AND ONE RETURN FOR EVERY 300 SQUARE FEET OF SURFACE AREA.



**LATHAM STEEL**

**LAZY-L-2FT RAD 20-0 x 23-5 x 42-6 LEFT**

42" STEEL PANELS	PERIMETER:	114'-6"	VOLUME (US Gal):	25600
DWG#:	SURFACE (ft²):	779	VOLUME (Liters):	96900
<b>LSSL24S2042L15</b>	LINER (ft²):	783	DATE:	1/1/2015
			DSR:	69
KIT#:	COVER (ft²):	906	SCALE:	N/A
LL24S2042				



DIVING/SLIDING EQUIPMENT SHALL BE DESIGNED FOR SWIMMING POOLS AND SHALL BE INSTALLED IN ACCORDANCE WITH THE DIVING/SLIDING EQUIPMENT MANUFACTURER'S SPECIFICATIONS. PLEASE CONTACT THE DIVING/SLIDING EQUIPMENT MANUFACTURER FOR THEIR SPECIFICATIONS.

MEETS DEPTH AND SHAPE MINIMUM STANDARD ANSI/APSP/ICC-5 2011

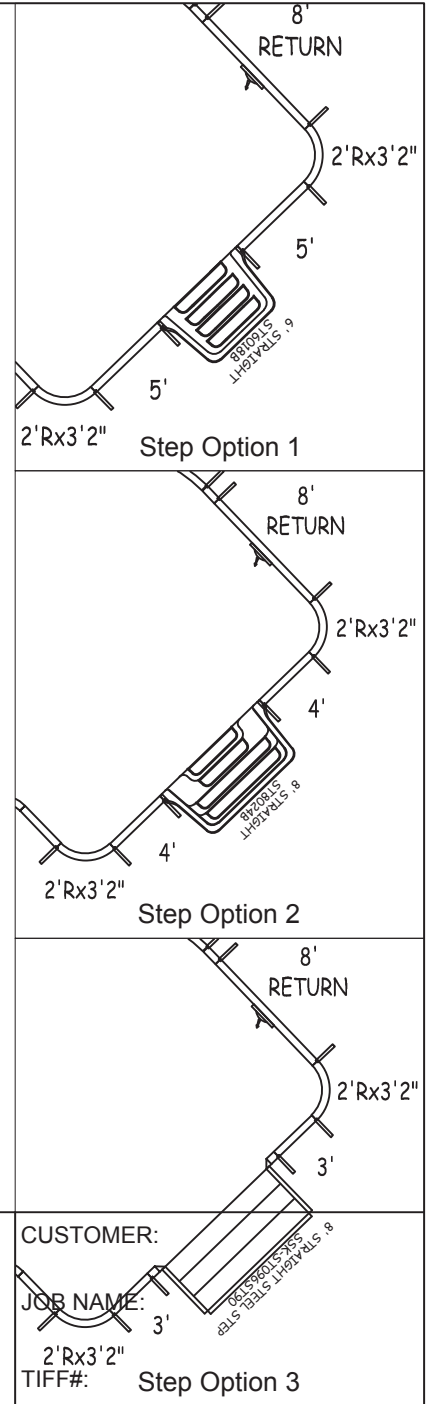
CUSTOMER:

JOB NAME:

2'Rx3'2"

TIFF#:

Step Option 3

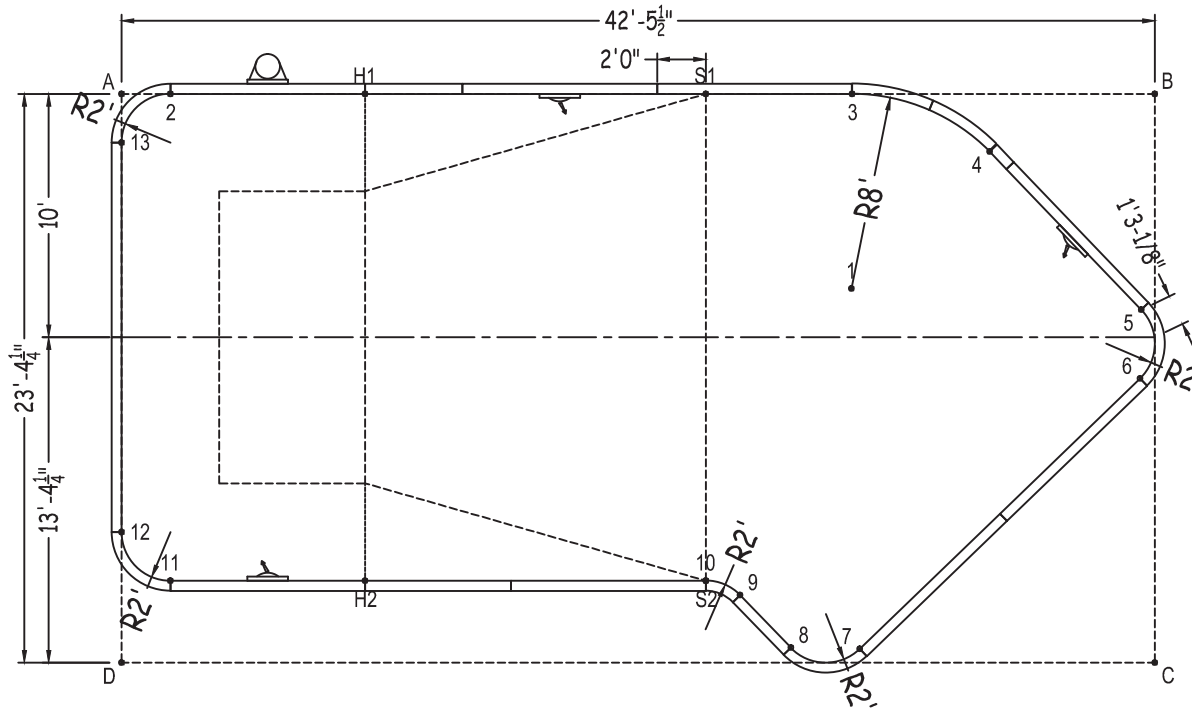


**LAZY-L-2FT RAD**

SHEET: 1 OF 2

Diagonals	3 To 7	22'-9 3/4"	4 To 13	35'-8"	6 To 13	42'-11 1/2"	9 To 13	31'-5 3/4"	
2 To 3	28'-1 1/4"	3 To 8	22'-10 3/4"	5 To 6	2'-10"	7 To 8	2'-10"	10 To 11	22'-0"
2 To 4	33'-9"	3 To 9	21'-1 1/4"	5 To 7	18'-1 1/4"	7 To 9	5'-4 1/2"	10 To 12	24'-1"
2 To 5	40'-10 1/2"	3 To 10	20'-10 1/2"	5 To 8	20'-0"	7 To 10	6'-11"	10 To 13	30'-0"
2 To 6	41'-6 1/4"	3 To 11	34'-5"	5 To 9	20'-2 3/4"	7 To 11	28'-5 1/2"	11 To 12	2'-10"
2 To 7	36'-4 1/4"	3 To 12	35'-0"	5 To 10	21'-3 3/4"	7 To 12	30'-8 1/2"	11 To 13	18'-1 1/4"
2 To 8	34'-2"	3 To 13	30'-1"	5 To 11	41'-5"	7 To 13	36'-9 1/4"	12 To 13	16'-0"
2 To 9	31'-2 1/4"	4 To 5	9'-0"	5 To 12	42'-10 1/2"	8 To 9	3'-0"		
2 To 10	29'-8 3/4"	4 To 6	11'-2 1/4"	5 To 13	42'-5 1/2"	8 To 10	4'-5 1/2"		
2 To 11	20'-0"	4 To 7	21'-1 1/2"	6 To 7	16'-0"	8 To 11	25'-7 3/4"		
2 To 12	18'-1 1/4"	4 To 8	21'-11 1/2"	6 To 8	18'-1 1/4"	8 To 12	27'-10 3/4"		
2 To 13	2'-10"	4 To 9	20'-11"	6 To 9	18'-8 1/4"	8 To 13	34'-5 1/2"		
3 To 4	6'-1 1/2"	4 To 10	21'-1 3/4"	6 To 10	19'-8 1/4"	9 To 10	1'-6 1/4"		
3 To 5	14'-9 3/4"	4 To 11	38'-0"	6 To 11	40'-8 1/4"	9 To 11	23'-5"		
3 To 6	16'-7 1/2"	4 To 12	38'-11 1/4"	6 To 12	42'-3 3/4"	9 To 12	25'-6 1/2"		

Part number	Description	Base	Option 1	Option 2	Option 3
		QTY	QTY	QTY	QTY
ST0960002X	8'	6	4	4	4
ST0960002*	8' SKIMMER	1	1	1	1
ST0960002*	8' RETURN	3	3	3	3
ST0720001X	6'	1	1	1	1
ST0600001X	5'	-	2	-	-
ST0480001X	4'	1	1	3	1
ST0360000X	3'	1	1	1	3
ST0120000X	1'	1	1	1	1
RA0390960X	8Rx33"	1	1	1	1
RA0360960X	8Rx3'	1	1	1	1
CN0380241X	2'Rx3'2"	4	4	4	4
CR0190240X	2'RRx1'7	1	1	1	1
SSC-TRST1207	12" Straight Transition	-	-	-	2
Brace	Brace	20	21	21	21
IPC-STKPK25	REBAR STAKE 18" 25PC	2	2	2	2
IPC-HDWSTRT150	BOLT STR 3/8-16X1" C/W NUT 150PC	2	2	2	2
ST6018B	THKSHT STEP STR 6'	-	1	-	-
ST8024B	THKSHT STEP STR SIT N STEP 8'	-	-	1	-
SSK-ST096ST90	STEEL STEP STR-90D 3 TRD 8'	-	-	-	1



	A	B	C	D
1	31'-1 1/4"	14'-9 3/4"	19'-9 1/2"	33'-8 1/4"
2	2'-0"	40'-5 1/2"	46'-8 1/2"	23'-5 1/2"
3	30'-1 1/4"	12'-5 1/4"	26'-5 1/2"	38'-1 1/2"
4	35'-9"	7'-2 1/4"	22'-3/4"	41'-4 1/2"
5	42'-9 3/4"	8'-10 1/2"	14'-6"	44'-4"
6	43'-5 1/4"	11'-8 1/2"	11'-8 1/4"	43'-5 1/4"
7	37'-11 1/4"	25'-10"	12'-1 3/4"	30'-4"
8	35'-8 1/4"	27'-2 3/4"	14'-11 3/4"	27'-6"
9	32'-8 1/2"	26'-8 3/4"	17'-3 1/4"	25'-6 3/4"
10	31'-3"	27'-2 1/2"	18'-9"	24'-2 3/4"
11	20'-1 1/4"	45'-1 1/2"	40'-7"	3'-11"
12	18'-0"	46'-1 1/4"	42'-9 1/2"	5'-4 1/4"
13	2'-0"	42'-6"	47'-6 1/4"	21'-4 1/4"
S2	31'-3"	27'-2 1/2"	18'-9"	24'-2 3/4"
S1	24'-0"	18'-5 1/2"	29'-9 1/4"	33'-6"
H2	22'-4 1/4"	38'-1 1/2"	32'-7 1/2"	10'-6 1/2"
H1	10'-0"	32'-5 1/2"	39'-11 3/4"	25'-5"
A	-	42'-5 1/2"	48'-5 1/2"	23'-4 1/4"

LAZY-L-2FT RAD 20-0 X 23-5 X 42-6 LEFT

DWG #: LSL24S2042L15

DATE: 1/1/2015

SHEET: 2 OF 2