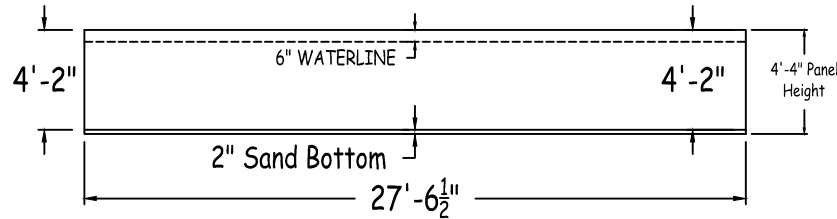
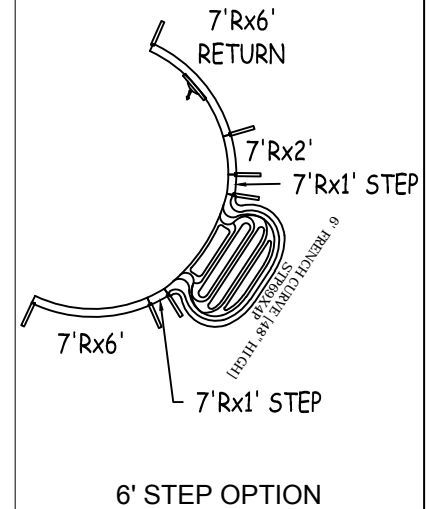
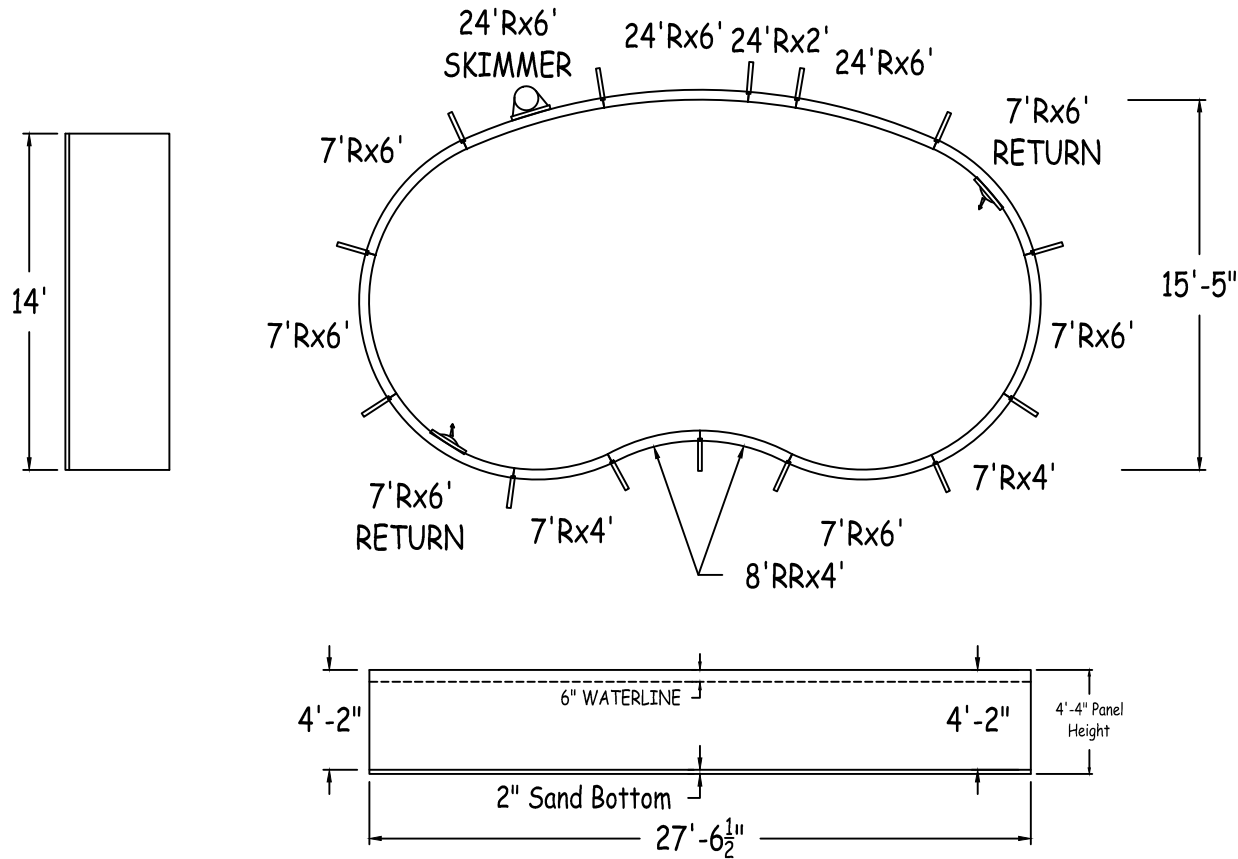


IN ACCORDANCE WITH ANSI/APSP/ICC-5 2011, THE INSTALLER IS RESPONSIBLE FOR PLACING ONE SKIMMER FOR EVERY 800 SQUARE FEET OF SURFACE AREA AND ONE RETURN FOR EVERY 300 SQUARE FEET OF SURFACE AREA.



**Bartop**  
OG Pool System

KIDNEY-FLAT BOTTOM 14-0 X 15-5 X 27-7

52" STEEL PANELS

PERIMETER: 72'-0" VOLUME (US Gal): 9500

DWG#:

SURFACE (ft²): 348 VOLUME (Liters): 36000

B5CRFBS1428-16

LINER (ft²): 386 DATE: 1/1/2016 DSR: 150

KIT#:

CRFBS1428 COVER (ft²): 563 SCALE: 1/8" = 1'-0"



**NON-DIVING POOL**

USE OF DIVING EQUIPMENT  
IS PROHIBITED

MEETS DEPTH AND SHAPE MINIMUM  
STANDARD ANSI/APSP/ICC-5 2011

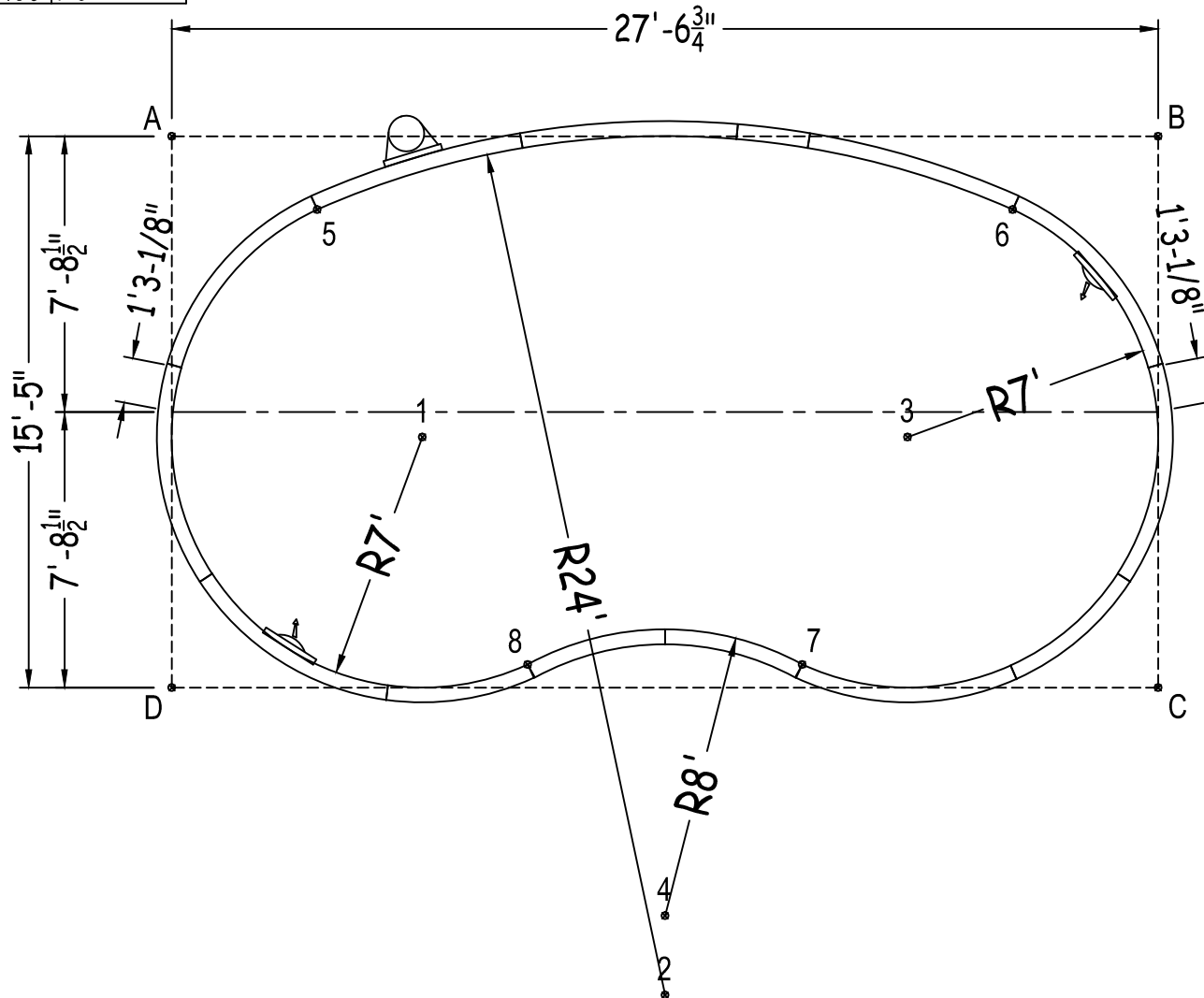
**WARNING!**

FOR WARRANTY AND SAFETY PURPOSES:  
Compression straps required  
(NOTE: 4 straps per panel, both sides of panel)  
Bolts must be used at every bolt hole location.

**KIDNEY-FLAT BOTTOM**

SHEET: 1 OF 2

Center To Center	
1 To 2	17'-0"
1 To 3	13'-6 3/4"
1 To 4	15'-0"
2 To 3	17'-0"
2 To 4	2'-2 3/4"
3 To 4	15'-0"
Diagonals	
5 To 6	19'-5"
5 To 7	18'-7"
5 To 8	14'-0"
6 To 7	14'-0"
6 To 8	18'-7"
7 To 8	7'-8"



Part number	Description	Base	Option 1
		QTY	QTY
RA0722880X	24'Rx6'	2	2
RA0722880*	24'Rx6' SKIMMER	1	1
RA0242880X	24'Rx2'	1	1
RA0720840X	7'Rx6'	4	3
RA0720840*	7'Rx6' RETURN	2	2
RA0480840X	7'Rx4'	2	1
RA0240840X	7'Rx2'	-	1
RA0120840S	7'Rx1' STEP	-	2
RA072102SC	6'0\"X4\" STEP CONNECTOR	-	1
RR0480960X	8'RRx4'	2	2
Brace	Brace	14	16
IPC-DRVSTK12G	BRACE COMP D-STK 3\"X24\" 90D 12G	14	16
IPC-BT52WCS-2	COMPRESSION STRAP 2PC	28	32
IPC-STKPK25	REBAR STAKE 18\" 25PC	2	2
IPC-HDWSTRT150	BOLT STR 3/8-16X1\" C/W NUT 150PC	2	2
STP69X4P	ACRYLIC STEP FRENCH CURVE 6' (48\")	-	1
CYW-CLIP-1	Coping Clip	12	0
COP-TSPK100	Tek Screw (100/PKG)	1	0
CYW-RA096288-1	BT WHT 8' 0\" X 24' 0\" RADIUS 1PC	2	0
CYW-RA048288-1	BT WHT, 4' 0\" X 24' 0\" RADIUS 1PC	1	0
CYW-RA096084-1	BT WHT, 8' 0\" X 7' 0\" RADIUS 1PC	4	0
CYW-RA072084-1	BT WHT, 6' 0\" X 7' 0\" RADIUS 1PC	2	0
CYW-RR096096-1	BT WHT 8' 0\" X 8' 0\" REVERSE RADIUS	1	0
CYW-INSRT00PFT	BT COPING, WC TRK COVER PER FT	80	0

	A	B	C	D
1	10'-11 1/4"	22'-2 1/2"	21'-8 1/2"	9'-10 3/4"
2	27'-8"	27'-8"	16'-2 3/4"	16'-2 3/4"
3	22'-2 1/2"	10'-11 1/4"	9'-10 3/4"	21'-8 1/2"
4	25'-9 1/4"	25'-9 1/4"	15'-2 1/4"	15'-2 1/4"
5	4'-6 3/4"	23'-7"	27'-1/4"	13'-11 1/2"
6	23'-7"	4'-6 3/4"	13'-11 1/2"	27'-1/4"
7	22'-11 3/4"	17'-9 1/2"	9'-11 1/2"	17'-7 1/2"
8	17'-9 1/2"	22'-11 3/4"	17'-7 1/2"	9'-11 1/2"
A	-	27'-6 3/4"	31'-6 3/4"	15'-5"

KIDNEY-FLAT BOTTOM 14-0 X 15-5 X 27-7

DWG #: B5CRFBS1428-16

DATE: 1/1/2016

SHEET: 2 OF 2